


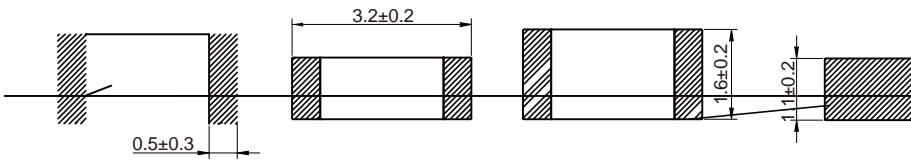


## Chip Ferrite Bead High Current Type Size 1206

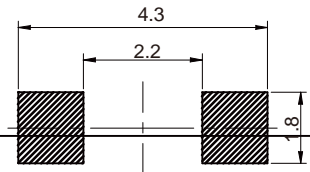


- Noise reduction solution for power line.
  - Compared to the FBA series, has low direct current resistance for compatibility with large currents, optimal for low power consumption. Various frequency characteristics with 2 materials of different features for countermeasures against everything from general signals to high-speed signals.
  - Performs well even in signal lines where low direct current resistance is required.
  - AEC-Q200 qualified
  - Operating temperature: -55 to +150 °C (including self-temperature rise)
  - Quantity: 3000 pcs
- 
- Power line filter for body controls, and car multimedia etc.

### Dimensions: [mm]



### Land Pattern: [mm]



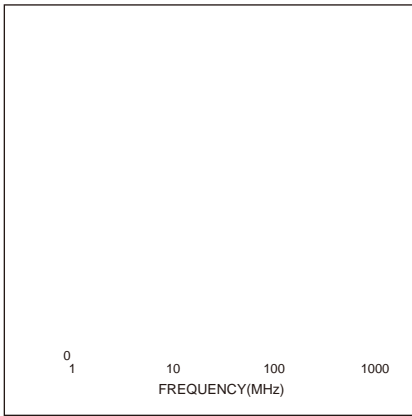
### Electrical Properties:

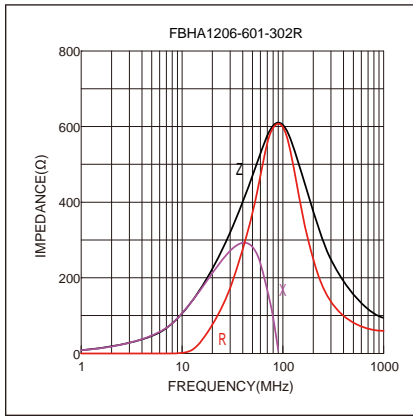
Part No	Z @ 100 MHz	Tolerance	R <sub>DC</sub>	I <sub>R</sub>
FBHA1206-260-302R	26	±25%	0.04	3000
FBHA1206-300-302R	30	±25%	0.04	3000
FBHA1206-330-602R	33	±25%	0.01	6000
FBHA1206-500-302R	50	±25%	0.04	3000
FBHA1206-800-302R	80	±25%	0.04	3000
FBHA1206-121-202R	120	±25%	0.10	2000
FBHA1206-121-302R	120	±25%	0.04	3000
FBHA1206-151-202R	150	±25%	0.10	2000
FBHA1206-301-102R	300	±25%	0.20	1000
FBHA1206-471-102R	470	±25%	0.20	1000
FBHA1206-501-302R	500	±25%	0.04	3000
FBHA1206-601-202R	600	±25%	0.10	2000
FBHA1206-601-302R	600	±25%	0.04	3000

I<sub>R</sub> referring to 40K self-heating above ambient temperature



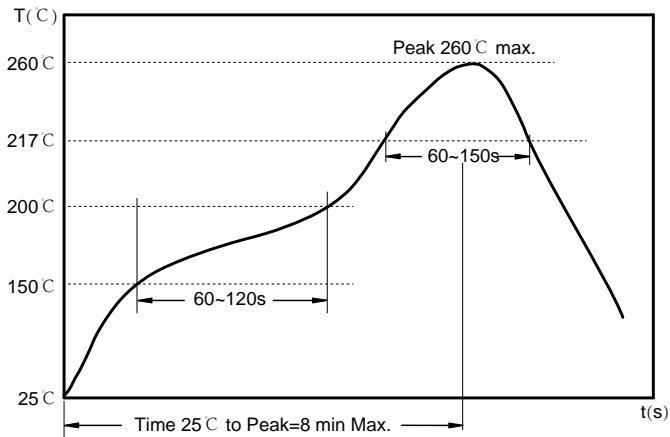
## Typical Electrical Characteristics:







## Soldering Reflow:



Preheat condition: 150 ~200°C / 60~120 sec.

Allowed time above 217°C: 60~150 sec.

Max temperature: 260°C.

Allowed Reflow time: 3x max.

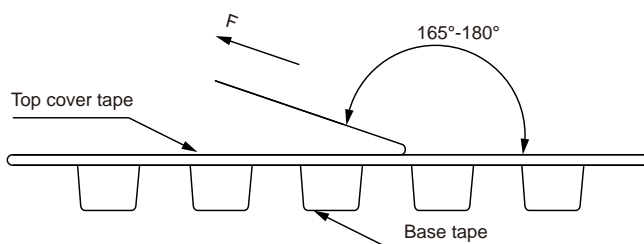
## Packaging Information:

Tape Dimension:



Series	A0 (mm)	B0 (mm)	D (mm)	P0 (mm)	P1 (mm)	W (mm)	K0 (mm)	E (mm)	T (mm)
FBHA1206	1.75± 0.1	3.35± 0.1	1.5± 0.1	4.0± 0.1	4.0± 0.1	8.0± 0.3	1.25± 0.1	1.75± 0.1	0.23± 0.05

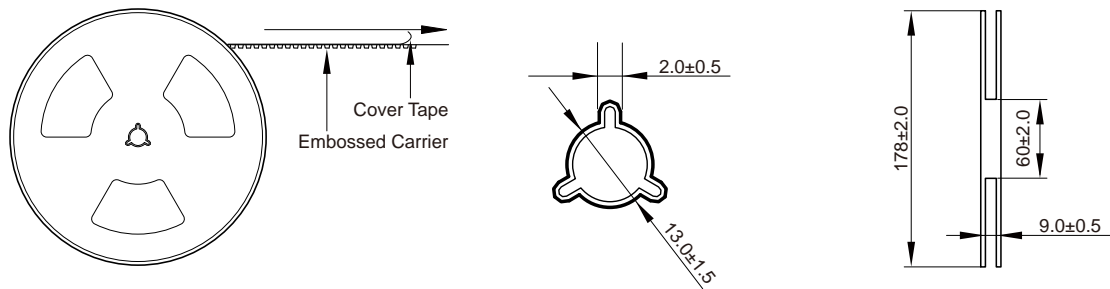
Peel force of top cover tape:



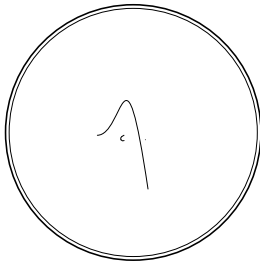
The peel force of top cover tape shall be between 0.14 to 0.58 N



## Reel Dimension: [mm]



## Packaging Quantity:



3000 Pcs/Reel

5 Reel /Inner box(15K Pcs)

8 Inner box/Carton box(120K Pcs)

## Cautions and Warnings:

### Storage Conditions:

- The storage period is within 12 months after the completion of production. Be sure to follow the storage conditions (temperature: -5 to 35°C, humidity: 75% RH Max).If the storage period elapses, the soldering of the terminal electrodes may deteriorate.The warranty period is one year.
- Product should not be exposed to environment with high temperature, high humidity, dust, corrosive gas and etc.
- Products should be handled with care to avoid damage or contamination from perspiration and skin oils.
- Please always handle products carefully to prevent any damage caused by dropping down or inappropriate removing.

### Operation Instructions:

- Self heating (temperature increase) occurs when the power is turned ON, so the tolerance should be sufficient for the set thermal design.
- Before soldering, be sure to preheat components.The preheating temperature should be set so that the temperature difference between the solder temperature and chip temperature does not exceed 150°C.
- Soldering corrections after mounting should be within the range of the conditions determined in the specifications.If overheated, a short circuit, performance deterioration, or lifespan shortening may occur.
- Generally, Koher might not be familiar with either customer's specific application or actual requests as customer does.As a result customer shall be responsible for checking and confirming whether Koher product with the performance described in the product specification is suitable for using in customer's particular application or not.