


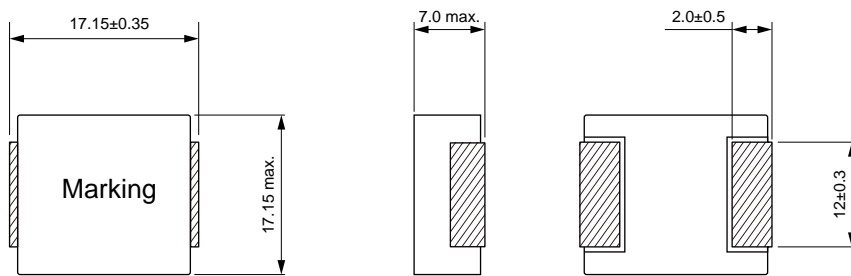
MDE Series

Molding Power Inductors

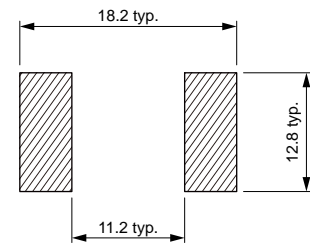
Size 1770



Dimensions: [mm]



Land Pattern: [mm]



Electrical Properties:

Part No	Inductance @ 100kHz/1V (μ H)	Tolerance	DC Resistance Max. (m Ω)	Satura on Current Typ. (A)	Temperature Rise Current Typ. (A)
MDE1770-2R2M	2.20	±20%	2.50	34.0	29.0
MDE1770-3R3M	3.30	±20%	3.95	30.0	24.0
MDE1770-4R7M	4.70	±20%	4.75	24.0	21.0
MDE1770-6R8M	6.80	±20%	7.50	22.0	17.0
MDE1770-8R2M	8.20	±20%	8.70	20.0	13.0
MDE1770-100M	10.0	±20%	9.90	19.0	12.0
MDE1770-150M	15.0	±20%	17.0	14.5	11.0
MDE1770-220M	22.0	±20%	23.0	11.5	8.50
MDE1770-330M	33.0	±20%	37.0	10.0	8.00
MDE1770-470M	47.0	±20%	47.0	7.50	6.00
MDE1770-680M	68.0	±20%	85.0	6.50	5.20
MDE1770-101M	100	±20%	130	5.00	3.70