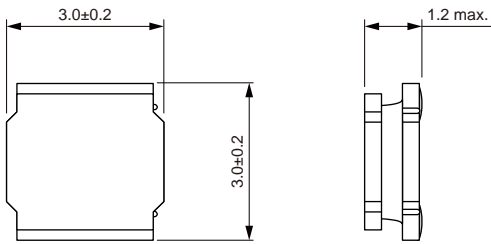


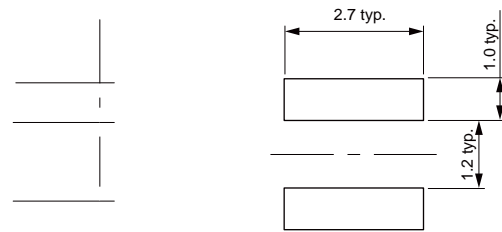


**NRSM Series**  
**Wire Wound SMD Power Inductor**  
**Size 3012**

**Dimensions: [mm]**



**Land Pattern: [mm]**



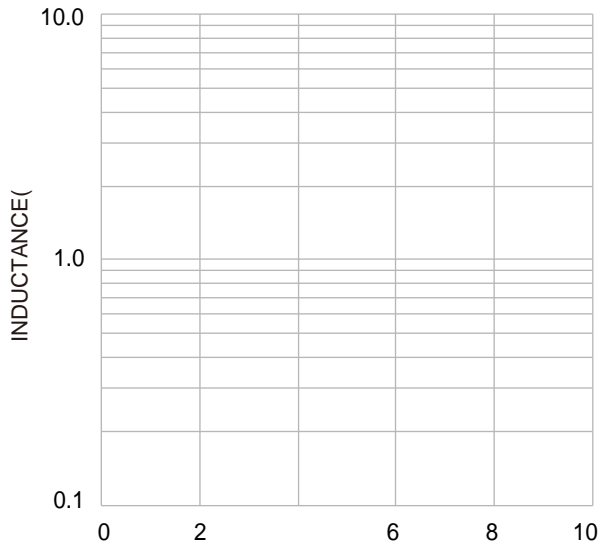
**Electrical Properties:**

Tolerance	Temperature Rise Current Typ. (A)	Temperature Rise Current Max. (A)	Satura on Current Typ. (A)	Satura on Current Max. (A)	DC Resistance Typ. ( )	DC Resistance Max. ( )
±20%	4.80	4.20	10.0	9.30	0.020	0.026
±20%	4.80	4.10	8.90	7.20	0.024	0.032
±20%	4.20	3.80	8.00	6.80	0.031	0.040
±20%	3.60	3.10	6.80	5.80	0.038	0.046
±20%	3.10	2.70	5.40	4.20	0.046	0.054
±20%	2.90	2.50	4.10	3.40	0.062	0.074
±20%	2.35	2.05	3.35	2.80	0.090	0.108
±20%	1.80	1.50	2.60	2.20	0.144	0.185
±20%	1.35	1.15	2.50	2.00	0.215	0.255
±20%	1.25		1.90	1.60	0.290	0.340
±20%	1.15		1.45	1.20	0.395	0.474
±20%	0.60		1.30	1.10	0.610	0.740
±20%	0.46		1.15	0.96	0.960	1.200



## Typical Electrical Characteristics:

Inductance VS. Current Characteristics:



Temperture Rise VS. Current Characteristics:

